



**American Reprographics Company**

ARC NYSE

Business Support / Supplies

Market Capitalization USD:

\$155.38 mm**CONCERN LEVEL: LOW**

- 1 The CEO's total remuneration is within the typical market range for the relevant industry and market cap.
- 2 The ratio between the CEO's pay and the median pay of the other named executive officers is 3X or less.
- 3 The CEO's annual cash incentives rose or fell in line with annual performance. 
- 4 The CEO received no more than one annual cash bonus this fiscal year.
- 5 The CEO's equity remuneration reflected the company's share price movement over the last five years.
- 6 The company only pays long-term incentives to the CEO for above median performance against a peer group.
- 7 The company's dilution from equity incentives is 10 percent or less.
- 8 Unvested equity lapses when the CEO's employment is terminated. 
- 9 The CEO's potential cash severance payment is capped at two times annual cash remuneration.
- 10 The accrued benefits of the CEO's post-retirement income are within the typical market range for the relevant market cap bracket.

CEO: Kumarakulasingam Suriyakumar**Age: 58****CEO Since: 2007**

	2009	2010	2011
Base Salary	\$375,000	\$574,313	\$687,053
Discretionary Bonus	\$0	\$0	\$0
Annual Cash Incentive	\$0	\$0	\$0
Benefits and Perquisites	\$30,024	\$20,706	\$20,422
TOTAL ANNUAL COMPENSATION	\$405,024	\$595,019	\$707,475
Increase in Post-Retirement Benefits	\$0	\$0	\$0
Stock Option Awards	\$0	\$0	\$0
Stock Awards	\$0	\$0	\$12,500
TOTAL COMPENSATION	\$405,024	\$595,019	\$719,975
Median of Other Named Executive Officers Total Compensation	\$565,627	\$343,030	\$572,872
Value Realized on Exercise of Stock Option	\$0	\$0	\$0
Value Realized on Vesting of Stock	\$0	\$0	\$0
TOTAL REALIZED EQUITY COMPENSATION	\$0	\$0	\$0

Proxy Date: 23 Mar 2012

Annual Meeting Date: 26 Apr 2012

Equity Reserves: 10.41%

Stock Option Run Rate: 0.06%

American Reprographics Company

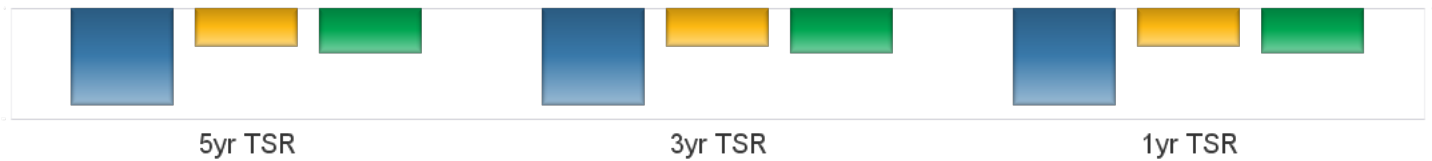
ARC NYSE

Business Support / Supplies

Market Capitalization USD: **\$155.38 mm**

Performance Comparison

■ vs S&P500 ■ vs Industry ■ ARC



Peer Comparisons (TRBC) =Business Support / Supplies

Total Summary CEO Compensation

Ticker	Company Name	2009	2010	2011	Market Cap
ARC	American Reprographics Company	\$405,024	\$595,019	\$719,975	\$155,383,982
RECN	Resources Connection, Inc.	\$1,239,017	\$2,116,281		\$431,847,010
KNXA	Kenexa Corporation	\$811,015	\$1,769,634		\$423,001,176
KFRC	Kforce Inc.	\$6,821,368	\$8,213,800		\$417,904,489
TISI	Team, Inc.	\$1,679,553	\$1,111,644		\$409,502,472
KELYA	Kelly Services, Inc.	\$957,565	\$2,622,503		\$380,322,000
ICFI	ICF International, Inc.	\$1,676,524	\$2,760,616		\$371,691,130

To insure consistency, peer comparisons are based on a combination of TRBC Industry and Sector classifications and company market caps. Missing peer pay figures for 2011 are due to differences in company filing schedules.

Pay Peer Group

APAC Customer Services Inc., G&K Services, Inc., Journal Communications Inc., Schawk, Inc., Cenvéo, Inc., GSI Commerce, Inc., MDC Partners Inc., The Standard Register Company, Consolidated Graphics, Inc., Harte-Hanks, Inc., Monster Worldwide, Inc., TeleTech Holdings, Inc., Emdeon Inc., Healthcare Services Group, Inc., Multi-Color Corporation, Tetra Tech, Inc., Ennis, Inc., InnerWorkings, Inc., Quad-Graphics, Inc., Vistaprint N.V.

Performance Peer Group

NA

COMPENSATION COMMITTEE MEMBERS

Director	Membership	Age	Gender	Tenure	Independence
Thomas J. Formolo	Chairman	47	Male	8	Outside
Dewitt Kerrv McCluagaae	Member	57	Male	6	Outside
James F. McNultv	Member	69	Male	3	Outside
Manuel J. Perez de la Mesa	Member	54	Male	8	Outside

This report is for informational purposes only, and should not be considered a solicitation to buy or sell any security. Thomson Reuters Business Classification (TRBC) is a global industry classification system that is owned and operated by Thomson Reuters and has been licensed for use by GMI Ratings.

COPYRIGHT 2012 |GMI Ratings | ALL RIGHTS RESERVED