



Casual Male Retail Group, Inc.




CMRG NASDAQ

Retail - Apparel / Accessories

Market Capitalization USD:

\$182.21 mm

CONCERN LEVEL: AVERAGE

- 1 The CEO's total remuneration is within the typical market range for the relevant industry and market cap.
- 2 The ratio between the CEO's pay and the median pay of the other named executive officers is 3X or less.
- 3 The CEO's annual cash incentives rose or fell in line with annual performance.
- 4 The CEO received no more than one annual cash bonus this fiscal year.
- 5 The CEO's equity remuneration reflected the company's share price movement over the last five years.
- 6 The company only pays long-term incentives to the CEO for above median performance against a peer group. 
- 7 The company's dilution from equity incentives is 10 percent or less. 
- 8 Unvested equity lapses when the CEO's employment is terminated. 
- 9 The CEO's potential cash severance payment is capped at two times annual cash remuneration.
- 10 The accrued benefits of the CEO's post-retirement income are within the typical market range for the relevant market cap bracket.

CEO: David A. Levin

Age: 61

CEO Since: 2000

	2009	2010	2011
Base Salary	\$782,340	\$810,420	\$811,200
Discretionary Bonus	\$0	\$0	\$0
Annual Cash Incentive	\$1,661,299	\$1,297,920	\$0
Benefits and Perquisites	\$28,113	\$22,904	\$31,597
TOTAL ANNUAL COMPENSATION	\$2,471,752	\$2,131,244	\$842,797
Increase in Post-Retirement Benefits	\$0	\$0	\$0
Stock Option Awards	\$0	\$361,469	\$0
Stock Awards	\$487,789	\$429,936	\$0
TOTAL COMPENSATION	\$2,959,541	\$2,922,649	\$842,797
Median of Other Named Executive Officers Total Compensation	\$1,118,348	\$976,170	\$408,217
Value Realized on Exercise of Stock Option	\$183,188	\$452,813	\$42,198
Value Realized on Vesting of Stock	\$0	\$0	\$226,113
TOTAL REALIZED EQUITY COMPENSATION	\$183,188	\$452,813	\$268,311

Proxy Date: 28 Jun 2012

Annual Meeting Date: 2 Aug 2012

Equity Reserves: 15.28%

Stock Option Run Rate: 0.18%

Casual Male Retail Group, Inc.

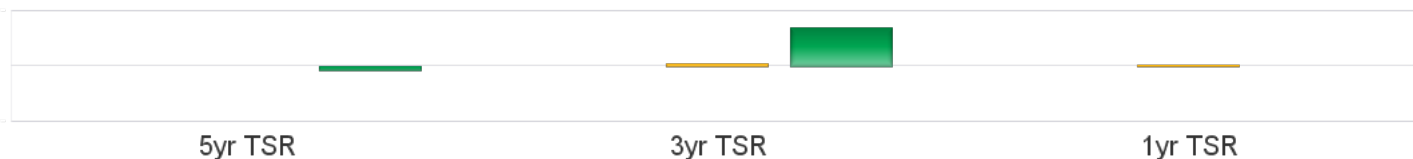
CMRG NASDAQ

Retail - Apparel / Accessories

Market Capitalization USD: **\$182.21 mm**

Performance Comparison

■ S&P500 ■ Industry ■ CMRG



Peer Comparisons (TRBC) =Retail - Apparel / Accessories

Total Summary CEO Compensation

Ticker	Company Name	2009	2010	2011	Market Cap
CMRG	Casual Male Retail Group, Inc.	\$2,959,541	\$2,922,649	\$842,797	\$182,211,453
ZUMZ	Zumiez Inc.	\$372,308	\$524,256	\$1,580,494	\$544,705,982
NILE	Blue Nile, Inc.	\$2,058,129	\$1,735,619	\$1,958,540	\$515,549,215
LIZ	Liz Claiborne, Inc.	\$3,487,322	\$6,716,861	\$5,449,088	\$472,991,350
SSI	Stage Stores, Inc.	\$2,095,820	\$2,876,703	\$3,816,524	\$431,512,288
WTSLA	Wet Seal, Inc. (The)	\$786,262	\$1,536,167	\$941,318	\$405,367,786
HOTT	Hot Topic, Inc.	\$2,960,195	\$1,367,975	\$3,113,373	\$342,686,937

To insure consistency, peer comparisons are based on a combination of TRBC Industry and Sector classifications and company market caps. Missing peer pay figures for 2011 are due to differences in company filing schedules.

Pay Peer Group

Big 5 Sporting Goods, Coldwater Creek, JoS A. Bank, The Buckle, dELiA*s, Pacific Sunwear, Cache., Destination Maternity, Rue 21, Cato Group, The Finish Line, Sport Chalet, Christopher & Banks, Hibbett Sports, Wet Seal, Citi Trends, Hot Topic.

Performance Peer Group

NA

COMPENSATION COMMITTEE MEMBERS

Director	Membership	Age	Gender	Tenure	Independence
George T. Porter	Chairman	65	Male	13	Outside Related
Jesse Choper	Member	76	Male	13	Outside Related
Ward K. Moonev	Member	63	Male	6	Outside