



Crown Media Holdings, Inc.



CRWN NASDAQ

Broadcasting

Market Capitalization USD:

\$514.34 mm

CONCERN LEVEL: LOW

- 1 The CEO's total remuneration is within the typical market range for the relevant industry and market cap.
- 2 The ratio between the CEO's pay and the median pay of the other named executive officers is 3X or less.
- 3 The CEO's annual cash incentives rose or fell in line with annual performance.
- 4 The CEO received no more than one annual cash bonus this fiscal year.
- 5 The CEO's equity remuneration reflected the company's share price movement over the last five years. 
- 6 The company only pays long-term incentives to the CEO for above median performance against a peer group.
- 7 The company's dilution from equity incentives is 10 percent or less.
- 8 Unvested equity lapses when the CEO's employment is terminated. 
- 9 The CEO's potential cash severance payment is capped at two times annual cash remuneration.
- 10 The accrued benefits of the CEO's post-retirement income are within the typical market range for the relevant market cap bracket.

CEO: William J. Abbott

Age: 50

CEO Since: 2009

	2009	2010	2011
Base Salary	\$666,954	\$679,743	\$697,168
Discretionary Bonus	\$231,865	\$421,304	\$409,542
Annual Cash Incentive	\$0	\$0	\$0
Benefits and Perquisites	\$12,115	\$45,244	\$247,500
TOTAL ANNUAL COMPENSATION	\$910,934	\$1,146,291	\$1,354,210
Increase in Post-Retirement Benefits	\$0	\$20,310	\$27,231
Stock Option Awards	\$0	\$0	\$0
Stock Awards	\$0	\$0	\$0
TOTAL COMPENSATION	\$910,934	\$1,166,601	\$1,381,441
Median of Other Named Executive Officers Total Compensation	\$739,088	\$484,664	\$658,216
Value Realized on Exercise of Stock Option	\$0	\$0	\$0
Value Realized on Vesting of Stock	\$84,546	\$0	\$0
TOTAL REALIZED EQUITY COMPENSATION	\$84,546	\$0	\$0

Proxy Date: 30 Apr 2012

Annual Meeting Date: 27 Jun 2012

Equity Reserves: 2.78%

Stock Option Run Rate: 0.00%

Crown Media Holdings, Inc.

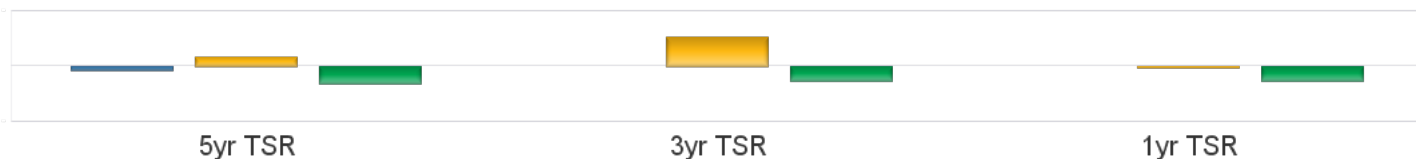
CRWN NASDAQ

Broadcasting

Market Capitalization USD: **\$514.34 mm**

Performance Comparison

■ S&P500 ■ Industry ■ CRWN



Peer Comparisons (TRBC) =Broadcasting

Total Summary CEO Compensation

Ticker	Company Name	2009	2010	2011	Market Cap
CRWN	Crown Media Holdings, Inc.	\$910,934	\$1,166,601	\$1,381,441	\$514,336,588
TIVO	TiVo Inc.	\$5,933,728	\$8,418,515		\$1,126,617,857
SBGI	Sinclair Broadcast Group, Inc.	\$1,000,000	\$3,608,000	\$4,181,000	\$580,357,588
CETV	Central European Media Enterprises Ltd.	\$3,901,537	\$5,553,883	\$3,728,056	\$502,909,720
CCMO.	CC Media Holdings, Inc.	\$561,547	\$11,049,749	\$1,778,129	\$457,040,391
BLC	Belo Corp.	\$803,000	\$3,618,208	\$2,736,174	\$456,800,019
CMLS	Cumulus Media Inc.	\$1,956,099	\$2,905,864	\$19,889,797	\$376,356,842

To insure consistency, peer comparisons are based on a combination of TRBC Industry and Sector classifications and company market caps. Missing peer pay figures for 2011 are due to differences in company filing schedules.

Pay Peer Group

NA

Performance Peer Group

NA

COMPENSATION COMMITTEE MEMBERS

Director	Membership	Age	Gender	Tenure	Independence
Robert C. Bloss	Chairman	56	Male	3	Inside
A. Drue Jenninas	Member	65	Male	6	Outside
Deanne R. Stedem	Member	49	Female	9	Inside
Herbert A. Granath	Member	83	Male	8	Outside

This report is for informational purposes only, and should not be considered a solicitation to buy or sell any security. Thomson Reuters Business Classification (TRBC) is a global industry classification system that is owned and operated by Thomson Reuters and has been licensed for use by GMI Ratings.

COPYRIGHT 2012 | GMI Ratings | ALL RIGHTS RESERVED