



Dun & Bradstreet Corporation (The)




DNB NYSE

Investment Services

Market Capitalization USD:

\$3,037.24 mm

CONCERN LEVEL: AVERAGE

- 1 The CEO's total remuneration is within the typical market range for the relevant industry and market cap.
- 2 The ratio between the CEO's pay and the median pay of the other named executive officers is 3X or less.
- 3 The CEO's annual cash incentives rose or fell in line with annual performance.
- 4 The CEO received no more than one annual cash bonus this fiscal year.
- 5 The CEO's equity remuneration reflected the company's share price movement over the last five years.
- 6 The company only pays long-term incentives to the CEO for above median performance against a peer group.
- 7 The company's dilution from equity incentives is 10 percent or less. 
- 8 Unvested equity lapses when the CEO's employment is terminated. 
- 9 The CEO's potential cash severance payment is capped at two times annual cash remuneration.
- 10 The accrued benefits of the CEO's post-retirement income are within the typical market range for the relevant market cap bracket. 

CEO: Sara Mathew

Age: 56

CEO Since: 2010

	2009	2010	2011
Base Salary	\$975,000	\$750,000	\$800,000
Discretionary Bonus	\$0	\$0	\$0
Annual Cash Incentive	\$874,575	\$926,250	\$842,400
Benefits and Perquisites	\$3,656	\$14,765	\$48,503
TOTAL ANNUAL COMPENSATION	\$1,853,231	\$1,691,015	\$1,690,903
Increase in Post-Retirement Benefits	\$1,399,875	\$1,318,422	\$1,988,073
Stock Option Awards	\$1,594,265	\$975,902	\$1,262,946
Stock Awards	\$1,688,820	\$601,123	\$1,725,000
TOTAL COMPENSATION	\$6,536,191	\$4,586,462	\$6,666,922
Median of Other Named Executive Officers Total Compensation	\$2,285,180	\$2,105,803	\$1,991,735
Value Realized on Exercise of Stock Option	\$10,818,595	\$0	\$5,899,500
Value Realized on Vesting of Stock	\$2,060,801	\$823,590	\$770,004
TOTAL REALIZED EQUITY COMPENSATION	\$12,879,396	\$823,590	\$6,669,504

Proxy Date: 27 Mar 2012

Annual Meeting Date: 9 May 2012

Equity Reserves: 17.12%

Stock Option Run Rate: 1.00%

Dun & Bradstreet Corporation (The)

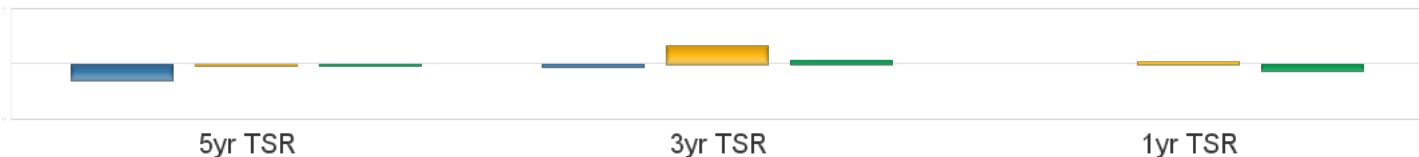
DNB NYSE

Investment Services

Market Capitalization USD: **\$3,037.24 mm**

Performance Comparison

■ S&P500 ■ Industry ■ DNB



Peer Comparisons (TRBC) - Investment Services

Total Summary CEO Compensation

Ticker	Company Name	2009	2010	2011	Market Cap
DNB	Dun & Bradstreet Corporation (The)	\$6,536,191	\$4,586,462	\$6,666,922	\$3,037,236,004
ICE	IntercontinentalExchange, Inc.	\$6,795,519	\$3,183,353		\$8,687,850,038
AMTD	TD Ameritrade Holding Corporation	\$8,096,773	\$5,971,666	\$5,977,528	\$8,314,113,490
IVZ	Invesco Ltd.	\$7,764,221	\$11,508,402		\$7,166,051,379
NYX	NYSE Euronext	\$7,273,923	\$7,058,040	\$9,089,266	\$6,088,880,000
FDS	FactSet Research Systems Inc.	\$1,146,811	\$1,636,888		\$4,124,981,325
NDAQ	NASDAQ OMX Group, Inc. (The)	\$13,841,825	\$5,813,634		\$4,097,573,072

To insure consistency, peer comparisons are based on a combination of TRBC Industry and Sector classifications and company market caps. Missing peer pay figures for 2011 are due to differences in company filing schedules.

Pay Peer Group

Acxiom Corporation, Alliance Data Systems Corporation, Broadridge Financial Solutions, Inc., CA, Inc., Ceridian Corporation, Convergys Corporation, DST Systems, Inc., Equifax, Inc., Fair Isaac Corporation, Fiserv, Inc., Global Payments, Inc., IHS, Inc. IMS Health, Inc., The McGraw-Hill Companies, Inc., Moneygram International, Inc., Moody's Corporation, NCR Corporation, Paychex, Inc., The Nielsen Company, B.V., Northern Trust Corporation, Total System Services, Inc., Unisys Corporation, Verisk Analytics, Inc.

Performance Peer Group

S&P 500 & Acxiom Corporation, Alliance Data Systems Corporation, Broadridge Financial Solutions, Inc., CA, Inc., Ceridian Corporation, Convergys Corporation, DST Systems, Inc., Equifax, Inc., Fair Isaac Corporation, Fiserv, Inc., Global Payments, Inc., IHS, Inc. IMS Health, Inc., The McGraw-Hill Companies, Inc., Moneygram International, Inc., Moody's Corporation, NCR Corporation, Paychex, Inc., The Nielsen Company, B.V., Northern Trust Corporation, Total System Services, Inc., Unisys Corporation, Verisk Analytics, Inc.

COMPENSATION COMMITTEE MEMBERS

Director	Membership	Age	Gender	Tenure	Independence
Christopher J. Coughlin	Member	59	Male	8	Outside
John W. Alden	Member	70	Male	10	Outside Related
Michael J. Winkler	Member	67	Male	7	Outside

This report is for informational purposes only, and should not be considered a solicitation to buy or sell any security. Thomson Reuters Business Classification (TRBC) is a global industry classification system that is owned and operated by Thomson Reuters and has been licensed for use by GMI Ratings.

COPYRIGHT 2012 | GMI Ratings | ALL RIGHTS RESERVED